


September 2019 Lockport , ILL Photos by Piotr Krawerenda



September 2019 Lockport , ILL Photos by Piotr Krawerenda



September 2019 Lockport , ILL Photos by Piotr Krawerenda





WWII HRS 2019 Scholarship Recipient

Mike Kowalski

4th Infantry Division 12th Regiment 2nd Battalion E Company



Wide-eyed and with a gaping mouth, I was awestruck at the authenticity of the first WWII reenactment I attended near my home seven years ago. I had already been collecting WWII militaria for a couple of years, but experiencing history firsthand was a transformative experience; simply put, I was hooked.



That day, I committed to joining a unit: the 4th Infantry Division. With several relatives who served during WWII, I was proud to join an American unit that would preserve such a vital part of our nation's history.

In the following years, I progressed both my knowledge of the war and my impression by paying attention to detail: how I spoke, personal effects I carried, etc. My improvements did not go unnoticed, as I was awarded "The Most Improved Soldier" award in my unit just three years after putting on my first pair of Roughout Service Boots. However, shortly after receiving my award, the 4th Infantry Division faced hardships.

With a passive unit commander, I quickly found myself taking his place. Being unceremoniously and unofficially placed as the acting unit commander, I developed leadership skills by organizing events and leading the 4th Infantry Division through two seasons of WWII reenacting. It was a trial by fire, and I learned that I had what it takes to lead a unit. That is why two years ago I applied for and successfully obtained an HRS charter for a new and improved 4th Infantry Division.

As the official unit commander of the newly created Ivy Division, I have put an emphasis on recruiting younger members to ensure the hobby's continuation into the coming years. I also see it as imperative to educate the younger generation on the sacrifices made by the greatest generation by getting them involved in WWII reenacting. This way the war's memory, especially the experienced details that cannot be learned in a textbook, will not fade alongside those who fought in it.

Furthermore, to enhance my own knowledge of the war so that I can educate the public, I recently followed the footsteps of the 4th Infantry Division by travelling to Europe last summer. I firmly believe that I have a newfound grasp of the individual soldier's experience during the war now that I have walked on the sand of Utah Beach, ate at one of the same cafés they did, and walked through the streets of Paris that were once adorned with newly-liberated Frenchmen.

Moreover, I am also formally studying the war at the University of Wisconsin – Madison through courses like WWII's Eastern Front; all the while, through hard work and a love for history, I have maintained a 4.0 within the history major.

Now, with eyes towards the future, I plan to continue growing my unit through recruiting, while adhering to strict standards of authenticity. Sometime in the future, I would also like to run for a leadership position in the HRS so that I can help the organization on a larger scale.

The World War 2 Historical Re-enactment Society address is:

WW2 HRS
PO Box 957615
Hoffman Estates, ILL 60169 - 7615



Smiley's War

Reid Palmer
Authenticity Officer
401st GIR/101st Airborne Division (Re-enacted)

I'd been reenacting for nearly four years when I packed a duffle and a suitcase and flew to France to participate in the 2aie Save the Breakout tour. From August 1 to August 10, we fought our way from Avranches to Mortain in southern Normandy, reenacting the 75th Anniversary of the Normandy breakout and the German counterattack at Mortain. We lived like GIs of the 4th Armored Division and 30th Infantry Division, sleeping in fields, churches, and halftracks. Although I had a sense of what American soldiers experienced during the Second World War from my stateside reenactments, fighting real Germans in the same fields and towns that my forefathers had 75 years before was a unique experience that I'll carry with me for the rest of my life. Below is an expert based on my journal entries halfway through the trip:

5 August 1944. Somewhere east of Avranches, France.

Our platoon lay ready in a sunken road overlooking a grass field. To our rear was the hedgerow full of the vile creatures that had kept us awake the night before. To our left was the cornfield and forest we had fought to secure for the previous 24 hours. Exhausted, sore, and thirsty, we peered into the field ahead of us, straining to see any movement. Seconds turned into minutes. We rearranged our gear, and some took off their heavy helmets to relieve the stress on their necks. NCOs cautiously moved along the line, making last minute adjustments to our position. Fear slowly turned into boredom.

And then we heard it. With the flickering of wind, the approaching roar of a motor and creaking of treads penetrated the air. And then it was gone. Fear, excitement, and confusion danced along the road.

"Christ, did you hear that?"
"Was that a tank or a tractor?"
"Shut up! Keep your guard up."

We had been waiting for what felt like an hour. And now, the first sign of attack had disappeared as swiftly as it had arrived. Was this some collective apparition? After the shitshow of the previous night, I began to doubt what I'd heard. I'd had the first watch and I confused a few rodents scrounging for food with Jerry infiltrators. Our two squads went on full alert. Panic spread. A patrol on the other side of the line set off without telling anyone and was wiped out by nervous Joes. Even after we found nothing, guards continued to hear things. Sarge sent a patrol out to investigate at 0200. After lying wet and freezing in that godforsaken road, inching toward a potential firefight or another friendly fire incident felt... *good*.

We heard the motor and treads again. A little louder this time. There'd been rumors of a large German armored unit in the area, but so far, we'd only faced their infantry. With only two bazooka teams and a 57mm AT gun, I feared that anything much larger than an armored car could wipe us out. Whatever this thing moving toward us was, it still had a ways to go. I reached for my belt, fumbling as I opened the two lift-the-dots and retrieved my canteen. Careful to conserve water, I

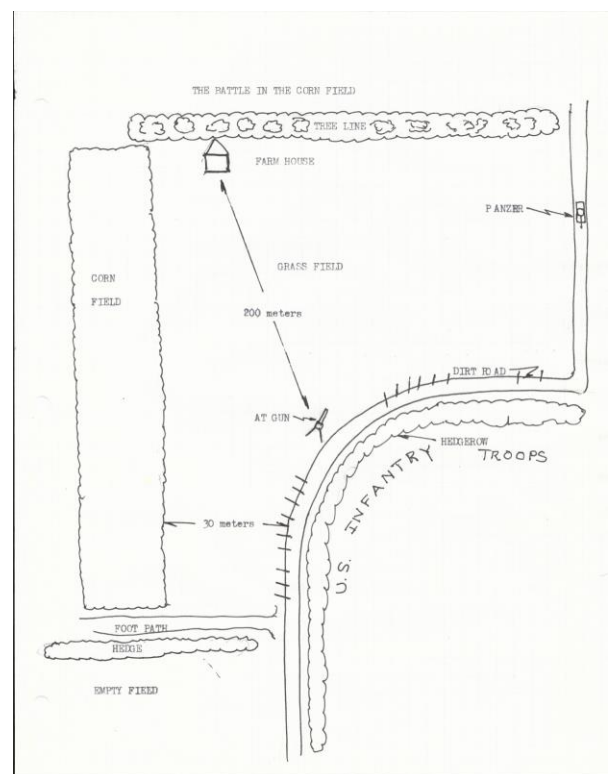
sipped only enough wet my mouth. The minutes ticked by. But we knew it was coming. There was nothing more we could do but wait.

The rain arrived with the tank. Through the drizzle we first saw a turret, then we watched as a Panzer III crested the hill, creaking toward our right flank. Unknown numbers of infantry huffed its exhaust. Could they see us? Certainly, they had to spot our conspicuous 57mm AT gun. And yet no one fired. I was surprised by the calm that set over me. There was nothing more I could do. Watch. Wait. Hope. My bowels reminded me of my overdue appointment with some bucket or hole.

As it sped along a dirt road, I wondered what I would do when the Panzer smashed through our lines. If it made to the bend, it would massacre us with its machine-guns. What the hell were we waiting for?
Whoosh!

From the bend, a white streak whizzed toward the tank and exploded against the panzer's frontal armor, forcing it to a stop. With a cheer, our rifles, machine guns, and AT opened up on the exposed German infantry. We held off each probe, protected by the raised ground that had served as our pillows.

A burst of fire alerted us to a squad of Germans who had snuck up within yards of our right flank. My squad counterattacked, pushing them back toward their knocked-out tank. We rounded up a few prisoners, disarmed them, and searched them. I retrieved my shovel and raincoat, lost during the battle, and followed the stream of ragged GIs back to our weapon carriers and halftracks.



A sketch of the battle by war reporter Frank Scholer



Pfc. Palmer (third from left) keeps an eye out as his unit probes German lines.



Pfc. Palmer, front, keeps watch along the sunken road.



Pfc. Palmer poses for a photo.



Reid Palmer

Army Talks: Notes from (Reenacting in) Normandy

On Firing Your Rifle : Don't fire until ordered or unless absolutely necessary for self-defense. Our squad achieved the best results when we weren't looking to pick a fight. Silently infiltrating Jerry's lines and sneaking past infantry takes a lot of nerve and patience, but the results are worth it. During one patrol, we discovered the German supply train guarded only by their commander and their cook! In that raid, we "liberated" some captured French wine, water, and their battle plans and operational maps and fired only 3-4 shots. In another battle, we snuck past their lines and caught an armored car, an AT gun, and a truck full of German soldiers off guard.

On Patrol : When in the field, keep your head on a swivel. Keep an eye on your sector, the man ahead of you, and the man behind you. You squad leader and scouts will set the pace and your assistant squad leader will make sure that the rear of the column keeps up. This will allow you to probe quietly and effectively, while keeping unit cohesion.

On Communication : Communication saves lives. Always tell your NCOs where you're going and when you're coming back. If you don't, you risk being left behind or worse, being shot on accident by your buddies.

On Water : If you don't know when you'll be resupplied, conserve your water. Sip only enough water to wet your tongue.

On Your Gear : Carry only what you need. Every item you carry beyond that will slow you down and leave you vulnerable.

On patrol, not expecting combat

Soft cover
Wools
Bandoleer
Canteen (optional)
Boots

On patrol, expecting combat

Helmet
M41 Jacket
Wools
Bandoleer
Cartridge belt with canteen, canteen cup, first aid pouch, shovel
Rain jacket
Leggings
Boots
Snack
Spoon

If expecting a 3-12 Hour patrol or firefight

Helmet
Wools
Bandoleer
Cartridge belt with canteen, canteen cup, first aid pouch, shovel
Rain jacket
Leggings
Boots
Carrying bag (gas mask bag or GP bag)
K Rat
Spoon
Extra Canteen
Esbit stove with tablets
Matches
Huck Towel
Body Powder
Shoelaces
Legging Laces
Housewife kit with needle and thread
Soap
Toilet paper
Notebook
Pen/Pencil
Jeep Cap
Socks
Rifle cleaning kit



Marching into the unknown

Helmet
M41 Jacket
Wools
Bandoleer x2
Haversack
Blanket
Sweater
Wool Shirt
Extra socks and skivvies
Bed roll
Shelter-half
2 blankets
Tent pole/stakes/rope
Cartridge belt with canteen, canteen cup, first aid pouch, shovel
Rain jacket
Leggings
Boots
Carrying bag (gas mask bag or GP bag)
K Rat x3
D Bar
Spoon
Extra Canteen
Esbit stove with tablets
Matches
Gloves
Huck Towel
Chalk
Flashlight
Body Powder
Shoelaces
Legging Laces
Housewife kit with needle and thread
Candles
Soap
Razor
Mirror
Toothbrush
Toothpaste
Toilet paper
Notebook
Pen/Pencil
Jeep Cap
Rifle cleaning kit

On Rain Jackets : Your rain jacket is one of your most important pieces of gear in the field. You can use it for ground cover to preserve body heat, warmth, a pillow, or even for its intended purpose — protection from the rain! Which you'll need in Normandy.

On Socks: Always carry extra socks. Change your socks at least once a day and have a buddy examine them every few days to make sure you don't have trench foot. The inconvenience of lugging a few extra pairs of socks around and spending a couple minutes changing your boots in the field is certainly worth it compared to the blisters and sores you'll be dealing with otherwise.

On Helmets : A little camouflage goes a long way. Exposed helmets can be picked out fairly easily in fields and forests. If you don't have a helmet net, you can stick twigs and branches in your helmet straps.

On Patrol : If you think you've been seen as your moving out of an area, lead Jerry astray by walking just out of sight and doubling back, heading out a different direction. It'll make it harder for them to ambush you later.

On Defense : When defending, a series of strongpoints with communication can be much more effective than a line. During one battle, the Germans bounced around our defenses, but couldn't find a weak point as we slowly whittled down their strength.

On Army Life : Army life can be unpredictable. Drink when you can. Make a cup of joe when you can. Eat when you can. Relieve yourself when you can. Sleep when you can. Bathe when you can.

On Guard Duty : Your brain can play tricks on you at night. Don't let rodents and the wind make you think you're getting infiltrated by Germans. Remember the password.

On Germans : Learn German tactics to stay alive. After you attack, they'll counterattack as soon as they're able. So always dig in and prepare a fighting position if you're in contact with the enemy. Germans subtly bend branches and bushes to mark their line.

On Cleaning : Clean your mess kit, canteen, canteen cup, and utensils whenever you can. You will get sick if you don't frequently clean your eating equipment.

On Life in the Field : After a certain level of suffering, you embrace the misery. You'll find yourself walking along, soaking wet, hungry, thirsty, exhausted, your feet sore, and wondering how you can go on. But I knew that my buddies were in the same situation and I didn't want to let them down. Trust your training, you can do it.



***The EDGE* is the WW2 HRS's own publication.**

This is where we promote what we do.

The EDGE promotes and features the work of WW2 HRS Members.

WW2 HRS Units are welcome to advertise their events and accomplishments in *The Edge*.

ANY WW2 HRS Member can submit an item for publication here in *The EDGE*.

***The EDGE* has a new Editor**



Reid Palmer

Authenticity Officer
401st GIR/101st Airborne Division

Look for his work in 2020



**TREASURER'S REPORT
WORLD WAR 2 HISTORICAL RE-ENACTMENT SOCIETY
12 October 2019**

BANK ACCOUNT BALANCES AS OF 12 October 2019

PNC Bank Business Checking Account	\$11,607.94
PNC Bank CD	\$30,000.00
PNC Bank Money Market Account	\$14,560.63
PNC Bank Account Totals	\$56,168.57

INCOME FOR Septebmer 2019

Eventbrite Adult - September 2019	\$1,181.73
Eventbrite Minor - September 2019	\$61.55
Interest from Money Market Account	\$0.86
Total Income for August	\$1,244.14

EXPENDITURES FOR September 2019

Email Marketing	\$12.80
Total Expenditures for August	\$12.80

YEAR 2019 Total Income as of 12 October 2019

January Membership Income	\$13.26
February Membership Income	\$4,429.03
March Minor Membership Income	\$83.32
March Membership Income	\$3,039.90
April Minor Membership Income	\$8.51
April Membership Income	\$1,741.41
May Minor Membership Income	\$62.54
May Membership Income	\$1,554.40
June Minor Membership Income	\$0.00
June Membership Income	\$0.00
July Minor Membership Income	\$71.05
July Membership Income	\$1,071.89
August Minor Membership Income	\$0.00
August Membership Income	\$0.00
September Minor Membership Income	\$61.55
September Membership Income	\$1,181.73
October Minor Membership Income	\$0.00
October Membership Income	\$0.00
Total Membership Income	\$13,318.59

January Interest Income	\$3.78
February Interest Income	\$3.42



March Interest Income	\$2.13
April Interest Income	\$0.89
May Interest Income	\$0.87
June Interest Income	\$0.78
July Interest Income	\$0.92
August Interest Income	\$0.84
September Interest Income	\$0.86
Total Interest Income	\$14.49

Miscellaneous Income	\$16.00
2019 ALL Income	\$13,349.08

YEAR 2019 ALL Expenses as of 12 October 2019

Insurance Payment February	\$744.00
Insurance Payment March	\$8,446.00
Insurance Payment July - Additional Insured	\$103.00
Email Marketing January	\$12.80
Email Marketing February	\$12.80
Email Marketing March	\$12.80
Email Marketing April	\$12.80
Email Marketing May	\$12.80
Email Marketing June	\$12.80
Email Marketing July	\$12.80
Email Marketing August	\$12.80
Email Marketing September	\$12.80
PO Box for 2019 Year	\$250.00
Postage February	\$4.65
Postage March	\$250.00
Membership Card Supplies	\$122.07
Event Support March Weldon Kreg (Food)	\$600.00
Event Support April Rails to Victory (Signs)	\$150.00
Event Support May Danville, ILL (Toilets)	\$205.00
Event Support October Haugen WI Tactical	\$200.00
WW2 HRS Scholarship Award	\$500.00
2019 ALL Expenditures	\$11,689.92

YEAR 2019 Total - GAIN	\$1,659.16
-------------------------------	-------------------




WW2 HRS 2020 Membership will open in December 2019

Contact your Unit Commander for the link to our 2020 Eventbrite Membership WEB site.

WW2 HRS 2019 Membership Report

As of 4 November 2019, we had 1040 Members.

Unit commanders may request a report of members who have signed-up with their unit by contacting the WW2 HRS Membership Coordinator
Jeff Skender at GD5.Heinz.Thiel@Gmail.Com





WWII HRS Board of Directors and Staff

Please send any correspondence to:
WWII Historical Reenactment Society
PO Box 957615
Hoffman Estates, Illinois 60169 - 7615

President

Jon Stevens
9th Infantry Division
630.221.1171
jstevensww2@SBCglobal.Net

Vice President

Charles Bolanis III
3./SS-Panzergranadier Reg.21 "Frundsberg"
charles_bolanis_03@Yahoo.Com

Secretary

Ronald J Kapustka
C Company, 502nd PIR, 101st Airborne
847.682.6460
fourboys@ix.Netcom.Com

Treasurer

Jeff Skender
WW2 HRS Press Corps
GD5.Heinz.Thiel@Gmail.Com

American Representative

Corey Vaughn
G Company, 505th Parachute Infantry
Regiment, 82nd Airborne Division
cevaughnius@Gmail.Com

Commonwealth Representative

Matt Rademacher
No. 41 Commando, Royal Marines
radammat@gmail.com

Axis Representative

Doug Strong
353rd Infanterie
doug-strong@comcast.net

THE EDGE Newsletter Editor

Jeff "Heinz Thiel" Skender
WW2 HRS Press Corps
GD5.Heinz.Thiel@Gmail.Com

Webmaster

John Olsen
9th Infantry Division
WWiiHrsWebmaster@Gmail.Com

Membership Coordinator

Jeff Skender
WW2 HRS Press Corps
GD5.Heinz.Thiel@Gmail.Com

HOW TO ATTEND a Board Meeting:

Monthly teleconference Board meetings are open to all members. Members do not need to register for the meetings nor do they need to contact the president or any board members.

They need to contact their unit commander for the call information to include phone number and password. This creates less of a choke point and gets the information out to more with less hassle.

The monthly board meeting time/dates will change to accommodate the board members time schedules.



About Us



The World War 2 Historical Re-enactment Society is an organization of over 1200 men and women members from coast to coast, as well as Canada and Europe. Our mission is to bring the history of World War Two to life with public displays, simulated battles, participation in parades, and a variety of other community activities.

The society strives to honor and preserve the memory of those who served in World War 2, as well as preserve the artifacts of that period.

Our members carry out a wide range of historical impressions, including those of the United States, the United Kingdom, the Soviet Union, Poland, and Germany.

Our focus is entirely on the military history of World War 2. We have no sympathy for the ideology of Nazism or fascism. Such beliefs are not welcome here.

If this exciting and rewarding hobby appeals to you, please consider joining us. Our hobby is dependent upon the talents and enthusiasm of its members and there is always room for new interest! Please contact any of our board members today for more information.

www.WorldWarTwoHRS.Org

WEB Site Is Hosted by Socket.NET





Minutes of the WWII Historical Reenactment Society Board Meeting 22 August 2019

Call to Order - Board Members Attending: Chuck Bolanis, Vice-President; Ron Kapustka, Secretary; Jeff Skender, Treasurer; Matt Rademacher, Commonwealth Rep; Corey Vaughn, Allied Rep

Members Attending: Keith Bonney; Paul Spang; Michael Lascheck; Alan Jones; Jonathan Cady; David Burch; Betsy Bashore; Mick Jankowski; Andrew Garrison; Bill Sheets; Alex Slowski; Tim Kuntz, Thomas Haynes

Approval of Agenda

DS motioned to approve the agenda; CB seconded. Agenda, was approved by BOD vote.

Approval of July Meeting Minutes

The July, 2019 Minutes were read into the record by RK. RK motioned that the August Minutes be approved, which was seconded by JS. The July Minutes were approved by BOD vote.

Officer Reports:

Vice President:

New Charters: The new Polish Charter was submitted to the S&A Committee and has been getting some good feedback and suggested revisions. The Charter vote will be tabled.

Treasurer:

See the Treasurers Report in this issue of The EDGE

Secretary - Ron K reported there are 929 and 20 Minors as of today.

Commonwealth Rep: Nothing to Report

Allied Rep: Contacted 29th Division and Frank advised he wanted to disband the Unit. He was directed to send an e-mail to CB, as Unit dissolution must be in writing. This issue will be tabled until CB receives that writing.

Axis Rep: Report Tabled

Staff Reports

Membership Coordinator: Report Tabled

Committee Reports:

S&A CB had nothing new to report except that they were looking at the new Polish Unit.

Unit Commanders Report Tabled

Vehicle Committee Report Tabled

Civilian Committee Report Tabled

Old Business:

Regional Events: The Atterbury Event in October was approved as a Regional Event. Alan Jones was unsure if they needed HRS insurance for this event.

National Event: The January, 2020 Atterbury Event is being proposed to be the HRS National Event for 2020.

Thomas Haynes reported the following about the Camp Atterbury Event:

Overview – ‘Race to the Elbe!’ will feature two days of interesting Tactical Battles, period Barracks and Mess Halls with favorable facilities for Wheeled, Tracked and Armored Vehicles. The intent is for an event ‘By Reenactors – For Reenactors’ at Camp Atterbury, Indiana from January 29 – February 2, 2020.

Location - Camp Atterbury National Guard Training Area, Indiana, approximately 35 miles south of Indianapolis on I-65. Approximate location on base, Barracks/Mess Hall Block 600, Training Areas 107-116 on the northwest quadrant of the base.

HRS Units Already Committed – (along with a number of Allied/Axis wheeled, tracked and armored vehicles) 1st SS LAH - Dave Burch (70 members proposed) 10th SS Frundsberg - Chuck Bolanis (20 members proposed) 2nd Panzer - Dan Petersdorf 5th Kompanie GD - Alex Sewielski 38th Jäger Rgt (30-35 members proposed) - David "Earl" Overshmidt 4 Gebirgsjäger Div (20 members) – Michael Lazorchak FJR6 (45 members proposed) – Chris Ketcherside 82nd Airborne 505 PIR - Bill Sheets (15-18 members proposed) 45th Infantry Division - Keith Bonney (7-9 members proposed) British 9th Para - Michael Yankoski 5th SS Wiking – Andrew Garrison (25 members proposed).

Event Leadership – This event uses a ‘Military Staff’ leadership model, rather than an ‘Event Staff’ model. Under recruitment is a parallel Allied and Axis staff, with mirror positions. Each position (Allied/Axis) is responsible for specific event and contingent command functions. HRS members already committed to positions include Andrew Garrison, Bill Sheets, Dave Burch, Chris Ketcherside, Thomas Haynes, Michael Lazorchak, with the expectation of many others. Authenticity – All participants must be in period correct uniforms/clothing. The event has a process to ‘invite’ units, with the main criteria being at least 8 participants, and recommendation by two other unit commanders. Units with less than 8 participants must register with a unit attending with at least 8 participants. The rank structure for unit leadership will be based upon the number of participants. The Allied and Axis staffs are following a rank model similar to WWII battalions.

Lodging and Meals – Barracks will be provided, all in close proximity to each other, along with a dedicated Mess Hall(s) for each Allied and Axis participant to have a dedicated seat. Period correct meals will be provided by Mess Units from the Allied and Axis side. Each Mess Hall will convert into a Café or Kasino after 18:00. Alcohol will be allowed inside the Mess Halls, with specifics as to provisioning to be determined in the next few weeks.

Vehicles – The event has already gained support from a number of vehicle owners, including those of ‘Rabbi’ Rob from Florida, 2 Panzer and other units. The event has exclusive access to a complete Motor Pool, directly adjacent to the Tactical Areas, with three heater Vehicle Buildings. Also access to a vehicle wash rack for arriving and departing vehicles.

Budget – Given the event’s relationship with Camp Atterbury, a very favorable rental rate has been secured. There will be sufficient sliding budget, based on 300-600+ reenactors to accommodate the all-facilities use, planned meals, austere administrative costs, modest vehicle support fees, and a small reserve. All funds go into the non-profits bank account and are closely managed by the CFO and Board.

Registration – Cost is \$50 per reenactor, which includes barracks and meals from Thursday evening to Saturday evening. Registration will start at 18:00 on Tuesday, September 17, 2019 (Operation Market-Garden Start) and end at 23:59 on Wednesday, December 4, 2019 via an Eventbrite site under construction.



The issue was opened up to the BOD for questions about the Event. Jeff S asked about whether those attending must be an HRS member in 2019 OR in 2020. CB advised that anyone registering would have to be an HRS member at the time they actually register for the Event. Betsy asked if it would be helpful for the Atterbury Event to include a link on their registration website to the 2020 HRS membership. Corey asked about the "field" portions of the event, would they be stop and go; scenario based; RETO based; etc. Event staff reported that they are working on the battle plans but want to get the leadership positions filled first, with the leadership to determine the exact battle plan. The scenarios will also be based on exactly what Units register and how many of each. Corey's other issue was whether participants would have the ability to immerse themselves, and that will be a possibility, per Thomas Haynes.

Jeff S asked if the HRS Press Corps would be allowed to participate and video the event. CB suggested that the HRS would want the event recorded for PR purposes.

CB made the motion that the Atterbury Event be approved as the HRS National Event, which was seconded by several. A vote was taken and the motion was approved by BOD vote. CB asked Thomas Haynes to put together their financials and budget, to be submitted to the HRS with the HRS to decide what funding it can give to the event. Thomas reported that the HRS funds would be used for vehicle support.

Funding Request - MN event. CB mentioned the funding request for the MN event. JS did not get vehicle funding form from them but they plan to have several jeeps, kublewagen, WC, and 222 armored car. They also asked for a \$150 for food, which will be tabled.

Rockford - RK made the motion that the 353rd Sunday breakfast funding of \$900.00 be approved, which was seconded. A BOD vote was taken and the funding request was approved.

New Business:

New event requests

Temp Guardian Form - A Power of Attorney form was prepared by RK for use by the parents of minors to give their Unit Commanders limited powers over the minor at events. CB made the motion, which was seconded by RK. A BOD vote was taken and the form was approved to be available to UC's for their use. RK to send the form to the webmaster. JeffS to put the form in the Edge.

Open Comments: None

Announcements: Next meeting Sept 17

Adjourn: RK made a motion to adjourn, seconded by CV, a BOD vote was taken and the meeting was adjourned at 8:28.



**WWII Historical Reenactment Society
Board Meeting 26 September, 2019**

Call to Order at 8:32pm - Board Members Attending: Jon Steven, President; Ron Kapustka, Secretary; Matt Rademacher, Commonwealth Rep; Corey Vaughn, Allied Rep; Doug Strong, Axis Rep

Members Attending: Alan Jones; Jim Schouten; David Serikaku, Robert Hodill

Approval of Agenda

RK motioned to approve the agenda, DS seconded. Agenda, was approved by BOD vote.

Approval of August Meeting Minutes

The August, 2019 Minutes were previously distributed to and reviewed by the board members. RK motioned that the August Minutes be approved, which was seconded by DS. The August Minutes were approved by BOD vote.

Officer Reports:

Vice President: Report Tabled

New Charters: Per JS, the new Polish Charter is still with the S&A Committee. The Charter vote will be tabled.

Treasurer:

See the Treasurers Report in this issue of The EDGE

Secretary - Ron K reported there are 929 and 20 Minors as of today.

Commonwealth Rep: MR reported Rich Henson is looking to start a new British Home Front Unit. He submitted a draft of the charter to Matt, who will review it and give feedback to Rich to narrow down the charter before it is submitted.

Allied Rep: CV working with a few new units, but nothing finalized yet.

Axis Rep: DS reported he is working on a dispute between two active members.

Staff Reports

Membership Coordinator: Report Tabled

Committee Reports:

S&A Report tabled

Unit Commanders Nothing new to report.

Vehicle Committee Jim reported that the Rockford Vehicle Inspections did not go well. He had no one who showed up to do Vehicle Inspections at Site 55. During the Saturday S&A, Jim and Dave organized an impromptu inspection and got several vehicle inspected. RK and JimS spoke about some ideas to "register" vehicles, much like registering personnel. RK and JimS to work on further ideas and submit them to the Vehicle Committee.

Civilian Committee Report Tabled

Old Business:

Regional Event/ National Event: The Event has been cancelled by Camp Atterbury.

Funding Request - WI event, Battle of Mortain, has applied for \$300.00 in funding. In 2018, they received \$125.00 from the HRS. RK suggested the HRS provide the same level of funding as last year, such as \$150.00 for the evening meal. JS suggested we do \$200.00. RK made a motion, which was seconded by DS to provide \$200.00 to the event for meals. A vote was taken, which was passed. JS will notify the event organizer of the decision.

Temp Guardian Form - A Power of Attorney form was prepared by RK for use by the parents of minors to give their Unit Commanders limited powers over the minor at events. JS was going to check with Jenny at registration, to see whether it was used. RK will follow-up with Jenny and registration about the form itself and the use of the form at events. RK to take a second look at the form and revise as necessary to make it more used friendly.

New Business:

New event requests - None

Copyright Infringement Letter - JS received a letter from an attorney in CA regarding copyright infringement. JS to forward any materials he received to RK who will review them and advise if further action is required.

Election 2019 - The offices of president, secretary, axis and commonwealth representative are up for election. JS asked for commitments by the next meeting.

Open Comments: A few comments were made about the past Rockford event. JimS asked about requirements for a replacement National Battle. He has some ideas and will look into them. RK made a few suggestions such as Boy Scout camps or Wade House in Wisconsin.

Alan Jones has an event at Camp Atterbury the weekend of 25-27 October, 2019 and suggested that event can be used as a National or Regional Event or at least a tactical to be attended.

DS asked how one would join the S&A Committee and was directed to have that person send CB a request.

Announcements: next meeting Oct 15

Adjourn: RK made a motion to adjourn, seconded by DS, a BOD vote was taken and the meeting was adjourned at 9:28.



Failure Analysis of Selected Fasteners Used During World War II

By Charles C. Roberts, Jr.

It is often helpful to look back in history and examine what fasteners were used in the past, as it shows prior art and also serves as a basis for new ideas. During World War II, development of fastener usage reached a feverish pitch. Each country rushed various designs into production, often without thorough testing. An often overlooked fastener used throughout World War II was the connector that fastened tank track sections into a continuous track. Their development was influenced by testing and experience during combat which often resulted in redesign. This article deals with fasteners used on military vehicles to connect track sections during World War II. Tank track fasteners were a problem in World War II. The ideal fastener would connect tank track sections together, allowing flexibility of the sections as they traveled around the drive sprocket and idler wheel. The ideal fastener would allow for tight track adjustment to avoid throwing a track and have minimal wear. The following are selected examples of track section fastener applications during World War II.

Figure 1A is a view of a 1943 M22 light tank with Cardon-Loyd designed track.



Figure 1A: U.S. M22 light tank 1943



Figure 1B: Two Cardon-Loyd track sections with pin and retainer

Figure 1B is a view of the dry pin track fastener that connects the tracks on this vehicle. There were two drive sprockets contacting the outer round surfaces of the track sections. The round retainer at the bottom middle in Figure 1B is placed on the connector shoulder and staked into position using a punch die that spreads the steel shoulder and secures the circular retainer as shown in Figures 1C and 1D. To remove the track fastener or connector, one has to drive it out using a sledge and special tool to shear off the circular retainer. A new fastener is required to reassemble the track. The hardness of the track pin was approximately 25 RC. There was variability in track retention because skill was required to install the track pin. The circular retainer had to be properly secured by the deformation to the shoulder of the track pin or detachment would occur. Wear of the fastener was also a problem. Severe wear would occur from road dust and sand, causing the holes in the track section to elongate and the track pins to decrease in diameter as shown in Figure 1E. A tight track tension caused the highest wear rate, so track tension was reduced as shown by the track sag in Figure 1A. This increased the chance of throwing a track under certain conditions. It should be noted that at each connection, the track pin would rust in and not allow pivoting, while the neighboring track section would pivot on the track pin. That explains the severe pitting on one part of the pin and smooth wearing on the other in Figure 1E. Failure modes included severe wear and throwing a track from lack of track tension. This fastener design was deficient in that skill was required to properly deform the retainer, resulting in unreliability and severe wear from easy dirt entry into the track pin bearing surfaces.



Figure 1C: Staking the retainer onto the track pin



Figure 1D: View of pin head end and staked end



Figure 1E: Wear pattern in the center with pitting corrosion to the left and right



Figure 2A: British T16 carrier



Figure 2B: Two track sections with pin, donut retainer and roll pin



Figure 2C: New upper pin and used lower pin showing wear and pitting corrosion patterns



Figure 2D: Track twist from excessive wear and bending of track pins

Figure 2A is a view of a T16 carrier used by the British in World War II. Figure 2B shows the tracks sections used in this vehicle. This track utilized a single sprocket design that engaged the track in the center. Track pin connectors had a donut style retainer that was held in position by a roll pin. The retainer worked well, but as with many dry pin designs, severe wear resulted as shown in Figure 2C. Again, rust secures the pin on one track section but allows rotation on the neighboring track section. There is also evidence of bending deformation from the center drive sprocket as the pin and track sections wear. Figure 2D shows track twist from wear and bending deformation of track pins. Failure modes for this pin design were severe wear and bending, resulting in track twist.



Figure 3A: Russian T34 medium tank



Figure 3B: Track pins working out of position in a T34
(Courtesy of Doug's Heavy Metal Gallery)



Figure 3C: Track pin shoulder pin relocater welded on the side of the hull
(Courtesy of Doug's Heavy Metal Gallery)

Figure 3A is a photo of a Russian T34 tank which was manufactured by the thousands in WWII. Like many tanks of that era, it utilized a pin to connect the tracks. This was an unusual design in that the track pin did not have a retainer. It was a floating pin inserted from the inside of the track to the outside. It had a round head at one end to prevent the pin from working its way outboard. The design was such that the pin would float toward the inside, but be pressed back into position as the tracks turned, by a shoulder welded to the hull as shown in Figure 3C. This apparently worked but was noisy as the pins were getting smacked back into position. This tended to increase wear since it added translation movement to the pin as well as the normal rotary movement of the track pin. Long term reliability of such a system is in doubt, but the expected life of such a vehicle in WWII was on the order of days. Also there was the danger of a loose pin working out quickly while the vehicle was moving slowly and engaging on some other location on the hull. This design was inexpensive but suffered from excessive wear and the possibility of pin interference and fracture when the pin engaged the hull in a location other than the shoulder.



Figure 4A: M5A1 light tank



Figure 4B: Two track sections, connector guide and wedge lock fastener

Figure 4A is a photo of the U.S. light tank M5A1 which used rubber block track sections. The steel tracks that have been shown previously tended to damage paved road surfaces. The rubber block tracks do not and are very quiet. The track pins are pressed into the track block with rubber bushings around the pins as shown in Figure 4B.



A track guide and connector was pressed into the track pin as shown in Figure 4C. A “T” wedge fastener is inserted in the connector and the lock nut tightened so the track blocks are secured as shown in Figure 4C. Movement of the track sections relative to each other is allowed by the rubber bushings that surround the track pins. This movement is limited, but the drive sprocket and idler wheel are large as shown in Figure 4A and the limited relative movement of the track sections is easily accommodated. It should be noted that when several track blocks are connected as shown in Figure 4D, there is a curve to the assembly. Since there is limited rotary movement between track blocks on this system, the flats on the track pins are set up so that when the track is laid flat there is a residual torque applied to the pins in one direction that reverses when the track assembly travels around the sprocket and idler wheel. Each pin has a limited amount of flexibility as a result of the rubber bushing and each pin rotates a given amount. This system, although more complex than the dry pin design, does not experience wear at the track pins. The wear occurs on the rubber block outer surface as a result of road contact. The failure mode on this system is the tearing of the rubber track block. As the track travels around the idler wheel, the gap between the track blocks opens up and if a rock or some other hard object falls into the gap, it tears out the rubber when the track sections straighten out. Consequently, the track had to be changed every 400 to 1000 miles depending on the type of terrain encountered. Another deficiency in this design is that when the tank was hit and caught fire, the rubber track blocks would burn and the track would not be salvageable by field personnel. The steel track was not bothered by a fire and was readily salvageable. There was a steel version of this system but it tended to severely damage paved roads.



Figure 4C



Figure 4D: 70th Tank Bn of WWII assembling track sections, circa 1941
(Courtesy of Taynton family collection)

Four track pin connector schemes from World War II have been reviewed. There were several more systems, attesting to the conclusion that there was no one design that satisfied all conditions at that time. Although the dry pin systems were inexpensive to manufacture, they suffered from severe wear from road dust and other debris. The rubber bushing system worked well but was expensive and required periodic replacement as a result of road debris damage. It also did not survive a fire if the tank were hit. Fastener designs for tank tracks during World War II were not always optimal but good enough to make it through several battles.



September 2019 Lockport, ILL Photos by Piotr Krawerenda





March with us back into WWII history!

Join your local WWII
living history unit now!

<http://www.WorldWarTwoHRS.org/>
<https://www.facebook.com/WWIIHRS>